

615 HTG Grease for Motor Operators

Industry Solutions



Motor Actuator to Be Rebuilt




- ◆ Main Steam Valve with bad actuator.





MOV Actuator



MOV Actuator





MOV Switch Corroded





MOV Internal Components



Motor Acuator on the Bench




- ◆ The actuator on the bench with the bearing chamber cover removed.





Old MOV Grease

- ◆ The valve would not operate with this as a lubricant in the actuator.



The old Lubricant Removed.



- ◆ Coffee cans filled with old grease. The grease had to be scooped out by hand.



Motor Acuator Re-Assembly




- ◆ The parts were cleaned, and 615 HTG was applied using a grease gun with a needle injector.



The Bearing Cavity with 615 HTG

- ◆ 615 HTG grease in the bearing cavity and ready to go back into service.



615 HTG The Grease for Your Motor Actuators



- ◆ This motor actuator is ready to go back into service!

